

SCOPE

Self-supporting roofing product for discontinuous laying made from metallic coated steel sheet with or without additional organic coatings.

MATERIAL (Steel)

CHARACTERISTIC	STAND. REF.
Dimensional tolerance	EN 10143
Steel	EN 10346
Organic coating	EN 10169

	Thickness (mm)					
	0,70	0,75	0,80	0,88	1,00	1,20
Weight (kg/m ²)	6,45	6,91	7,37	8,11	9,22	11,06
I _g (cm ⁴ /ml)	14,643	15,753	16,862	18,637	21,299	25,737
W ₁ (cm ³ /ml)	4,668	5,021	5,374	5,940	6,787	8,200
W ₂ (cm ³ /ml)	16,972	18,261	19,550	21,615	24,714	29,885

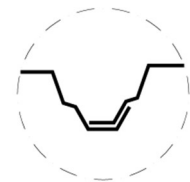
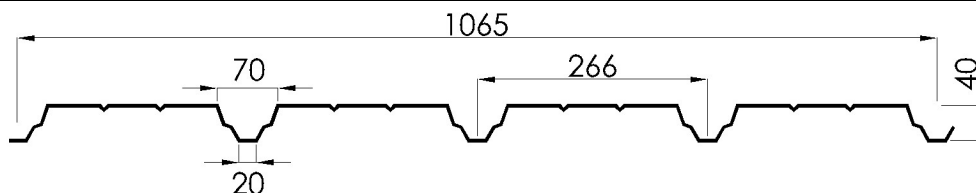
GEOMETRICAL CHARACTERISTICS

CHARACTERISTIC	VALUE	UNIT	TOLERANCE
Depth of profile (h)	40	mm	± 1,0
Depth of stiffeners	4	mm	± 1,0
Pitch	266	mm	± 2,0
Widths of crown and valley (b ₁ , b ₂)	(20,190)	mm	+2,0/-1,0
Cover width (w)	1.065	mm	± 5
Radius of bends (r)	---	mm	+ 2,0 / 0,0
Deviation from straightness (δ)	≤ tolerance	mm	2,0 / m (max.: 10,0)
Deviation from squareness (s)	≤ tolerance	mm	≤ 0,5% of (w)
Length (l)	According to order ⁽¹⁾	mm	l ≤ 3.000 mm +10,0/-5,0
			l > 3.000 mm + 20,0/-5,0
Deviation of side lap (D)	≤ tolerance	mm	± 2,0 on 500 mm
Curve radius and angles	---	°	---
Reaction to fire	Class A1 ⁽²⁾ / Class C-s3,d0 ⁽³⁾		
⁽¹⁾ Maximum length: 16.990 mm; Minimum length: 1.200 mm			
⁽²⁾ Class A1: According to commission decision 96/603/CE			
⁽³⁾ Class C-s3,d0: According to commission decision 2010/737/UE for Plastisol PVC coating			



07

EN 14782:2006

OVERLAP DETAIL

SECTION DETAIL

3D DETAIL




EXPERIMENTALS CHARACTERISTICS

In accordance with tests based on the standard NF P 34-503 controlled by BUREAU VERITAS (DEM 7 91 344 01).

Moments		Thickness (mm)					
		0,70	0,75	0,80	0,88	1,00	1,20
Bending M. - Concentrated load (m · daN / m)	MC	153,35	164,30	175,26	192,78	219,07	262,89
M. of inertia - Simple beam (cm ⁴ / m)	I2	15,04	16,10	17,17	18,89	21,47	25,76
M. of inertia - Two equal spans (cm ⁴ / m)	I3	11,83	12,67	13,52	14,86	16,89	20,27
M. of inertia - Continuous beam (cm ⁴ / m)	Im	13,43	14,38	15,35	16,88	19,18	23,01
Bending M. - At beam - Sist. Elast. (m · daN / m)	M2T	166,13	177,84	189,55	208,29	236,40	283,25
Bending M. - At beam - Sist. Elast.-Plast. (m · daN / m)	M3T	193,07	206,64	220,22	241,94	274,52	328,82
Bending M. - At support (m · daN / m)	M3A	140,01	149,79	159,58	175,24	198,72	237,86

PERMISSIBLE SPAN (m) – Limitation of deflection: L/200

In accordance with French standard NF P 84-206 (DTU 43.3)

Variable actions (kN/m ²)	Permanent actions (kN/m ²)																		
		Thickness (mm)																	
		0,70	0,75	0,80	0,88	1,00	1,20	0,70	0,75	0,80	0,88	1,00	1,20	0,70	0,75	0,80	0,88	1,00	1,20
1,00	0,15	2,03	2,18	2,23	2,30	2,40	2,55	2,49	2,60	2,68	2,81	3,00	3,19	2,49	2,60	2,67	2,76	2,88	3,05
	0,20	2,03	2,17	2,22	2,29	2,38	2,52	2,49	2,60	2,68	2,81	2,98	3,15	2,49	2,60	2,66	2,74	2,85	3,01
	0,25	2,03	2,15	2,19	2,26	2,35	2,48	2,49	2,60	2,68	2,81	2,94	3,11	2,49	2,57	2,62	2,70	2,81	2,97
	1,00	1,81	1,85	1,89	1,94	2,03	2,15	2,13	2,20	2,27	2,37	2,52	2,69	2,16	2,21	2,26	2,33	2,42	2,57
1,25	0,15	1,98	2,03	2,07	2,14	2,23	2,37	2,48	2,54	2,59	2,68	2,79	2,97	2,37	2,43	2,48	2,56	2,67	2,84
	0,25	1,98	2,02	2,07	2,13	2,22	2,35	2,44	2,52	2,59	2,67	2,78	2,94	2,37	2,42	2,48	2,55	2,66	2,81
1,50	0,15	1,86	1,91	1,95	2,01	2,10	2,23	2,33	2,39	2,44	2,52	2,63	2,79	2,23	2,28	2,33	2,41	2,51	2,67
	0,25	1,86	1,91	1,95	2,01	2,10	2,23	2,27	2,34	2,42	2,52	2,63	2,79	2,23	2,28	2,33	2,41	2,51	2,67
	1,20	1,64	1,68	1,71	1,76	1,84	1,95	1,84	1,90	1,96	2,05	2,18	2,38	1,96	2,01	2,05	2,11	2,20	2,34
1,75	0,15	1,77	1,81	1,85	1,91	1,99	2,12	2,18	2,25	2,32	2,39	2,50	2,65	2,12	2,17	2,22	2,29	2,39	2,54
	0,25	1,77	1,81	1,85	1,91	1,99	2,12	2,13	2,20	2,27	2,37	2,50	2,65	2,12	2,17	2,22	2,29	2,39	2,54
2,00	0,15	1,69	1,73	1,77	1,83	1,91	2,03	2,05	2,12	2,19	2,29	2,39	2,54	2,03	2,08	2,12	2,19	2,28	2,43
	0,25	1,69	1,73	1,77	1,83	1,91	2,03	2,01	2,08	2,14	2,24	2,38	2,54	2,03	2,08	2,12	2,19	2,28	2,43

Equally spaced supports in continuous beams, with a maximum difference between adjacent span lower than 20%, in accordance with DTU 43.3.

 For any further clarification, you can contact Technical Department (tecnico@europafil.com or by phone).
 EUROPERFIL, S.A. reserves the right to change this document without notice.