

SCOPE

Self-supporting roofing product for discontinuous laying made from metallic coated steel sheet with or without additional organic coatings used as roofing profile.

MATERIAL (Steel)

CHARACTERISTIC	STAND. REF.
Dimensional tolerance	EN 10143
Steel	EN 10346
Organic coating	EN 10169

	Thickness (mm)					
	0,60	0,70	0,75	0,80	1,00	1,20
Poids (kg/m ²)	7,19	7,99	8,56	9,13	11,41	13,69
I _g (cm ⁴ /ml)	25,894	28,967	31,161	33,355	42,133	50,911
W ₁ (cm ³ /ml)	12,601	14,072	15,120	16,165	20,321	24,436
W ₂ (cm ³ /ml)	10,753	12,011	12,908	13,803	17,363	20,894

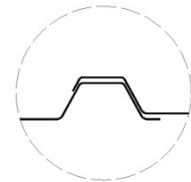
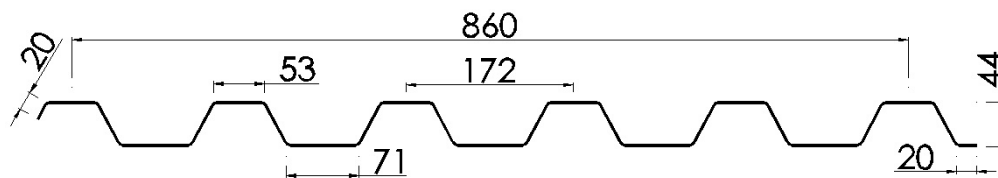
GEOMETRICAL CHARACTERISTICS

CHARACTERISTIC	VALUE	UNIT	TOLERANCE
Depth of profile (h)	44	mm	± 1,0
Depth of stiffeners	---	mm	---
Pitch	172	mm	± 2,0
Widths of crown and valley (b ₁ ,b ₂)	(53,71)	mm	+2,0/-1,0
Cover width (w)	860	mm	± 5,0
Radius of bends (r)	6	mm	+ 2,0 / 0,0
Deviation from straightness (δ)	≤ tolerance	mm	2,0 /ml (Max.: 10,0)
Deviation from squareness (s)	≤ tolerance	mm	≤ 0,5% de (w)
Length (l)	According to order ⁽¹⁾	mm	l ≤ 3.000 mm +10,0/-5,0 l > 3.000 mm + 20,0/-5,0
Deviation of side lap (D)	≤ tolerance	mm	± 2,0 on 500 mm
Curve radius and angles	---	°	---
Reaction to fire	Class A1 ⁽²⁾ / Class C-s3,d0 ⁽³⁾		



⁽¹⁾ Maximum length: 14.000 mm; Minimum length: 1.800 mm
⁽²⁾ Class A1: According to commission decision 96/603/CE
⁽³⁾ Class C-s3,d0: According to commission decision 2010/737/UE for Plastisol PVC coating





07
EN 14782:2006

OVERLAP DETAIL

SECTION DETAIL

3D DETAIL

PERMISSIBLE SPAN (m) FOR POSITIVE LOADS – Limitation of deflection: L/200



Positive load (daN/m ²)												
	Thickness (mm)											
	0,60	0,70	0,75	0,80	1,00	1,20	0,60	0,70	0,75	0,80	1,00	1,20
50	3,00	3,15	3,25	3,45	4,35	4,75	3,70	3,85	4,00	4,25	5,35	6,15
75	3,00	3,15	3,25	3,45	3,80	4,10	3,70	3,85	4,00	4,25	4,95	5,30
100	2,75	3,00	3,05	3,15	3,40	3,70	3,30	3,80	3,95	4,05	4,45	4,80
125	2,55	2,75	2,85	2,90	3,15	3,40	2,95	3,45	3,55	3,70	4,10	4,45
150	2,35	2,60	2,65	2,70	2,95	3,20	2,70	3,20	3,30	3,45	3,80	4,15
175	2,25	2,45	2,50	2,60	2,80	3,05	2,50	3,00	3,10	3,20	3,60	3,95
200	2,10	2,30	2,40	2,45	2,65	2,90	2,35	2,80	2,90	3,05	3,40	3,75
225	2,05	2,20	2,30	2,35	2,55	2,75	2,20	2,70	2,75	2,90	3,25	3,60
250	1,95	2,15	2,20	2,25	2,45	2,65	2,10	2,55	2,65	2,80	3,15	3,50

PERMISSIBLE SPAN (m) FOR NEGATIVE LOADS (fastening to crown)

Minimum characteristic tension resistance of fastening(kN)	Negative load (daN/m ²)												
		Thickness (mm)											
		0,60	0,70	0,75	0,80	1,00	1,20	0,60	0,70	0,75	0,80	1,00	1,20
1,70	50	3,70	3,75	3,85	3,95	4,30	4,75	4,85	4,90	5,10	5,15	5,65	6,15
	75	3,10	3,20	3,30	3,40	3,70	4,05	3,90	4,15	4,25	4,35	4,80	5,20
	100	2,70	2,90	2,95	3,05	3,30	3,60	3,35	3,65	3,75	3,85	4,25	4,65
	125	2,45	2,65	2,75	2,80	3,05	3,30	2,95	3,30	3,40	3,55	3,90	4,20
	150	2,25	2,50	2,55	2,60	2,85	3,10	2,65	3,05	3,15	3,25	3,40	3,45
	175	2,10	2,35	2,40	2,45	2,65	2,90	2,45	2,85	2,90	2,90	2,90	2,95
3,00	50	3,70	3,75	3,85	3,95	4,30	4,75	4,85	4,90	5,10	5,15	5,65	6,15
	75	3,10	3,20	3,30	3,40	3,70	4,05	3,90	4,15	4,25	4,35	4,80	5,20
	100	2,70	2,90	2,95	3,05	3,30	3,60	3,35	3,65	3,75	3,85	4,25	4,65
	125	2,45	2,65	2,75	2,80	3,05	3,30	2,95	3,30	3,40	3,55	3,90	4,25
	150	2,25	2,50	2,55	2,60	2,85	3,10	2,65	3,05	3,15	3,25	3,60	3,95
	175	2,10	2,35	2,40	2,45	2,65	2,90	2,45	2,85	2,95	3,05	3,40	3,70
6,00	50	3,70	3,75	3,85	3,95	4,30	4,75	4,85	4,90	5,10	5,15	5,65	6,15
	75	3,10	3,20	3,30	3,40	3,70	4,05	3,90	4,15	4,25	4,35	4,80	5,20
	100	2,70	2,90	2,95	3,05	3,30	3,60	3,35	3,65	3,75	3,85	4,25	4,65
	125	2,45	2,65	2,75	2,80	3,05	3,30	2,95	3,30	3,40	3,55	3,90	4,25
	150	2,25	2,50	2,55	2,60	2,85	3,10	2,65	3,05	3,15	3,25	3,60	3,95
	175	2,10	2,35	2,40	2,45	2,65	2,90	2,45	2,85	2,95	3,05	3,40	3,70
200	2,00	2,25	2,30	2,35	2,55	2,75	2,30	2,70	2,80	2,90	3,20	3,55	

The partial safety factor of the fastening is 1,15.

PERMISSIBLE SPAN (m) FOR NEGATIVE LOADS (fastening to valley)

Steel support thickness (mm)	Negative load (daN/m ²)												
		Thickness (mm)											
		0,60	0,70	0,75	0,80	1,00	1,20	0,60	0,70	0,75	0,80	1,00	1,20
1,5 ≤ e ≤ 3,0	50	3,70	3,75	3,85	3,95	4,30	4,75	4,85	4,90	5,10	5,15	5,65	6,15
	75	3,10	3,20	3,30	3,40	3,70	4,05	3,90	4,15	4,25	4,35	4,80	5,20
	100	2,70	2,90	2,95	3,05	3,30	3,60	3,35	3,65	3,75	3,85	4,25	4,65
	125	2,45	2,65	2,75	2,80	3,05	3,30	2,95	3,30	3,40	3,55	3,90	4,25
	150	2,25	2,50	2,55	2,60	2,85	3,10	2,65	3,05	3,15	3,25	3,60	3,95
	175	2,10	2,35	2,40	2,45	2,65	2,90	2,45	2,85	2,95	3,05	3,40	3,70
e > 3,00	50	3,70	3,75	3,85	3,95	4,30	4,75	4,85	4,90	5,10	5,15	5,65	6,15
	75	3,10	3,20	3,30	3,40	3,70	4,05	3,90	4,15	4,25	4,35	4,80	5,20
	100	2,70	2,90	2,95	3,05	3,30	3,60	3,35	3,65	3,75	3,85	4,25	4,65
	125	2,45	2,65	2,75	2,80	3,05	3,30	2,95	3,30	3,40	3,55	3,90	4,25
	150	2,25	2,50	2,55	2,60	2,85	3,10	2,65	3,05	3,15	3,25	3,60	3,95
	175	2,10	2,35	2,40	2,45	2,65	2,90	2,45	2,85	2,95	3,05	3,40	3,70
200	2,00	2,25	2,30	2,35	2,55	2,75	2,30	2,70	2,80	2,90	3,20	3,55	

The permissible span values in the table above have a design resistance of the fastening (daN) related to thickness of the sheet and support according to the table below

Steel support thickness (mm)	Thickness (mm)					
	0,60	0,70	0,75	0,80	1,00	1,20
1,5 ≤ e ≤ 3,0	300	300	300	300	300	300
e > 3,00	300	360	400	440	600	600

For any further clarification, you can contact Technical Department (tecnico@europafil.com or by phone). EUROPERFIL, S.A. reserves the right to change this document without notice.